

Ignite Investment Summit Hong Kong Presentation

Battery Age Minerals Ltd (ASX: **BM8**; “**Battery Age**” or “**the Company**”) is pleased to advise of its participation at the Ignite Investment Summit being held this week in Hong Kong.

BM8’s Chief Executive Officer, Mr Nigel Broomham, will be presenting the Company’s strategy for progressing its diversified & strategic portfolio of projects in Austria, Argentina and Canada today at 11.00am AWST. Attached is the presentation that Mr Broomham will be speaking to at the conference.

Investors can register to attend the conference at: weareignite.com/contact/#investor

Battery Age CEO Nigel Broomham commented:

"Fresh from recent field visits to Austria and Argentina, and following positive advancements across our Bleiberg, El Aguila, and Falcon Lake projects, we look forward to presenting a number of updates and meaningful insights to a fantastic group of investors and stakeholders."

Release authorised by the Board of Battery Age Minerals Ltd.

Contacts

Investors / Shareholders

Nigel Broomham
Chief Executive Officer
P: +61 (0)8 6109 6689
E: info@batteryage.au

Media

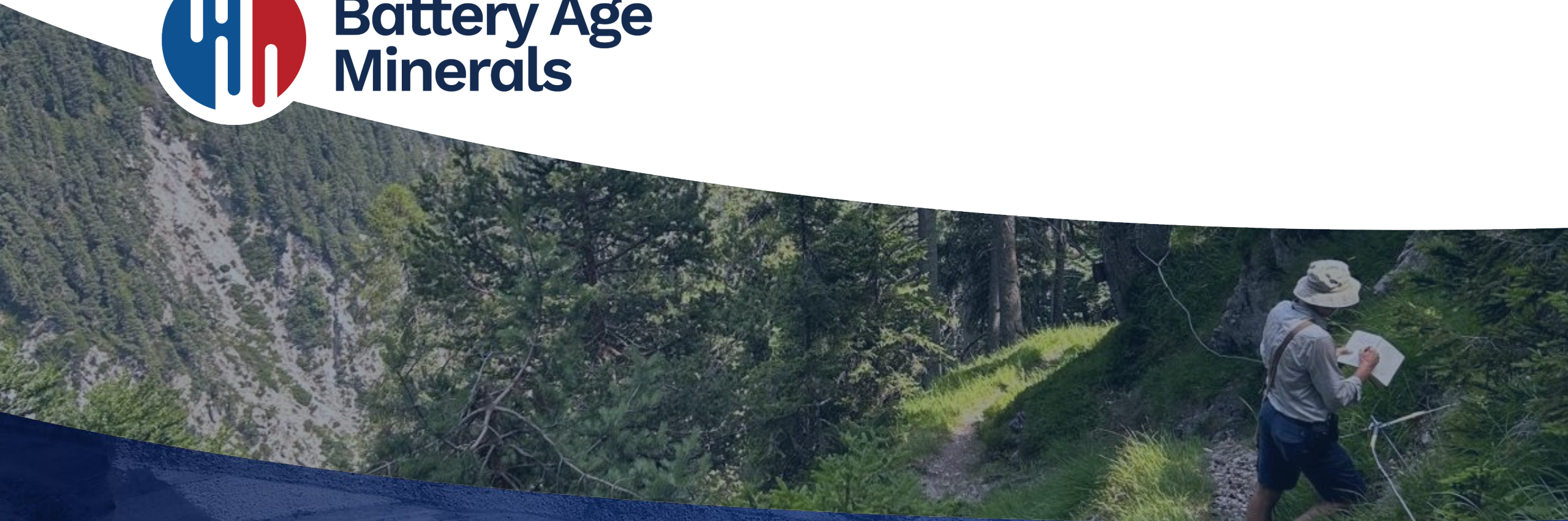
Kelly-Jo Fry
P: +61 (0)8 6109 6689
E: info@batteryage.au

Forward-Looking Statement

This announcement may contain certain forward-looking statements and projections. Such forward looking statements/projections are estimates for discussion purposes only and should not be relied upon. Forward looking statements/projections are inherently uncertain and may therefore differ materially from results ultimately achieved. Battery Age Minerals Limited does not make any representations and provides no warranties concerning the accuracy of the projections and disclaims any obligation to update or revise any forward-looking statements/projects based on new information, future events or otherwise except to the extent required by applicable laws. While the information contained in this report has been prepared in good faith, neither Battery Age Minerals Limited or any of its directors, officers, agents, employees or advisors give any representation or warranty, express or implied, as to the fairness, accuracy, completeness or correctness of the information, opinions and conclusions contained in this announcement.



**Battery Age
Minerals**



Positioned at the Crossroads of Megatrends

Ignite Investment Summit - March 2025

Disclaimer

Summary Information This document contains a summary of information about Battery Age Minerals Limited ("Battery Age", "BM8" or "the Company") and its activities that is current as at the date of this document unless otherwise stated. The information in this document is general in nature and does not contain all the information which a prospective investor may require in evaluating a possible investment in the Company or that would be required in a prospectus or a product disclosure statement prepared in accordance with the Corporations Act 2001 or the securities laws of any other jurisdiction. The information in this document should be read in conjunction with the Company's other periodic and continuous disclosure announcements lodged with the ASX. This document is confidential and may not be reproduced, redistributed or passed on, directly or indirectly.

No Liability The information contained in this document has been prepared in good faith by the Company however no guarantee, representation or warranty expressed or implied is or will be made by any person (including the Company and its affiliates and their directors, officers, employees, associates, advisers and agents) as to the accuracy, reliability, correctness, completeness or adequacy of any statements, estimates, options, conclusions or other information contained in this document. No person other than the Company is responsible for the preparation of this document. To the maximum extent permitted by law, the Company and its affiliates and their directors, officers, employees, associates, advisers and agents each expressly disclaims any and all liability, including, without limitation, any liability arising out of fault or negligence, for any loss arising from the use of or reliance on information contained in this document including representations or warranties or in relation to the accuracy or completeness of the information, statements, opinions, forecasts, reports or other matters, express or implied, contained in, arising out of or derived from, or for omissions from, this document including, without limitation, any financial information, any estimates, forecasts, or projections and any other financial information derived therefrom.

Statements in this document are made only as of the date of this document unless otherwise stated and the information in this document remains subject to change without notice. No responsibility or liability is assumed by the Company or any of its affiliates (or their directors, officers, employees, associates, advisers and agents) for updating any information in this document or to inform any recipient of any new or more accurate information or any errors or mis descriptions of which the Company and any of its affiliates or advisers may become aware.

Forward Looking Statements Statements contained in this document, including but not limited to those regarding the possible or assumed future costs, projected timeframes, performance, dividends, returns, revenue, exchange rates, potential growth of the Company, industry growth, commodity or price forecasts, or other projections and any estimated company earnings are or may be forward looking statements. Forward looking statements can generally be identified by the use of words such as 'project', 'foresee', 'plan', 'expect', 'aim', 'anticipate', 'believe', 'estimate', 'may', 'should', or similar expressions. Forward looking statements including all statements in this presentation regarding the outcomes of preliminary and definitive feasibility studies, projections, guidance on future earnings and estimates are provided as a general guide only and should not be relied upon as an indication or guarantee of future performance. These statements relate to future events and expectations and as such involve known and unknown risks and significant uncertainties, many of which are outside the control of the Company. Actual results, performance, actions and developments of the Company may differ materially from those expressed or implied by the forward looking statements in this document. Such forward looking statements speak only as of the date of this document There can be no assurance that actual outcomes will not differ materially from these statements. To the maximum extent permitted by law, the Company and any of its affiliates and their directors, officers, employees, agents, associates and advisers disclaim any obligations or undertaking to release any updates or revisions to the information in this document to reflect any change in expectations or assumptions do not make any representation or warranty, express or implied, as to the accuracy, reliability or completeness of the information in this document, or likelihood of fulfilment of any forward looking statement or any event or results expressed or implied in any forward looking statement and disclaim all responsibility

and liability for these forward looking statements (without limitation, liability for negligence). Nothing in this document will under any circumstances create an implication that there has been no change in the affairs of the Company since the date of this document.

Not Financial Product Advice This document does not constitute financial product advice or take into account your investment objectives, taxation situation, financial situation or needs. This document consists purely of factual information and does not involve or imply a recommendation of a statement of opinion in respect of whether to buy, sell or hold a financial product. An investment in the Company is considered to be speculative in nature and is subject to known and unknown risks, some of which are beyond the control of the Company. Before making any investment decision in connection with any acquisition of securities, investors should consult their own legal, tax and/or financial advisers in relation to the information in, and action taken on the basis of this document.

JORC Code It is a requirement of the ASX Listing Rules that the reporting of exploration results, ore reserves and mineral resources in Australia comply with the Joint Ore Reserves Committee's Australasian Code for Reporting of Mineral Resources and Ore Reserves ("JORC Code"). Investors outside Australia should note that while reporting in this document complies with the JORC Code, they may not comply with the relevant guidelines in other countries. Information contained in this document describing mineral deposits may not be comparable to similar information made public by companies subject to the reporting and disclosure requirements of Canadian or US securities laws.

Compliance Statement This announcement contains information regarding the Falcon Lake Lithium Project extracted from ASX market announcement dated 7 December 2022, 2 February 2023, 13 June 2023, 4 July 2023, 26 July 2023, 31 July 2023, 2 August 2023, 16 August 2023, 6 September 2023, 14 September 2023, 5 October 2023, 10 October 2023, 16 October 2023, 25 October 2023, 1 November 2023, 30 November 2023, 13 December 2023, 8 July 2024, 11 July 2024, 12 August 2024, 20 November 2024 and 22 January 2025 and reported in accordance with the 2012 JORC Code and available for viewing at batteryageminerals.au. The Company confirms that it is not aware of any new information or data that materially affects the information included in any original announcement and that all material assumptions and technical parameters underpinning the estimates in the original market announcement continue to apply and have not materially changed. This presentation contains information on the Bleiberg Project extracted from an ASX market announcements dated 7 December 2022, 2 February 2023, 13 July 2023, 26 February 2024, 26 March 2024, 16 May 2024, 18 December 2024 and 22 January 2025 released by the Company and reported in accordance with the 2012 edition of the "Australasian Code for Reporting of Exploration Results, Mineral Resources and Ore Reserves" (JORC Code). The original market announcement is available to view on www.batteryage.au and www.asx.com.au. The Company confirms that it is not aware of any new information or data that materially affects the information included in any original announcement and that all material assumptions and technical parameters underpinning the estimates in the original market announcement continue to apply and have not materially changed. This presentation contains information on the El Agulia Project extracted from an ASX market announcement dated 31 January 2025 released by the Company and reported in accordance with the 2012 edition of the "Australasian Code for Reporting of Exploration Results, Mineral Resources and Ore Reserves" (JORC Code). The original market announcement is available to view on www.batteryage.au and www.asx.com.au. The Company confirms that it is not aware of any new information or data that materially affects the information included in any original announcement and that all material assumptions and technical parameters underpinning the estimates in the original market announcement continue to apply and have not materially changed.

Acceptance By attending a presentation or briefing, or accepting, accessing or reviewing this document you acknowledge, accept and agree to the matters set out above.

Authorisation This document has been authorised for release by the Company's Board of Directors.

Corporate Profile: BM8 (ASX)



\$0.062

(as of 19/03/2025)



119.1M

shares on issue (42.9m unlisted
options @ 50c, 1.7m performance
rights)



\$3.97M

Investment in Equinox Resources (34.5m
shares at \$0.115 price 19/03/25)



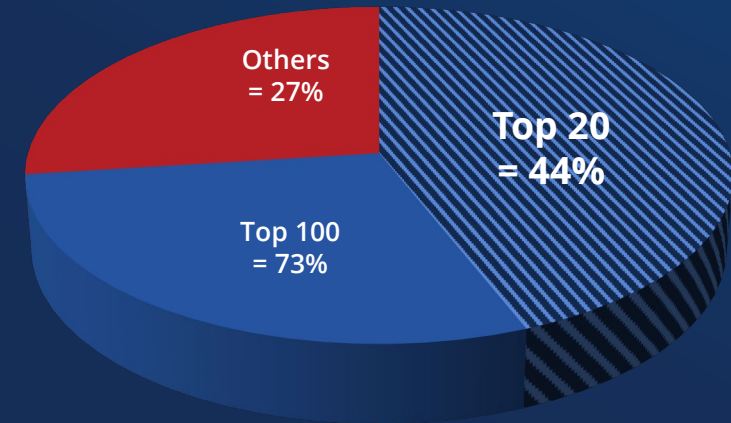
\$7.4M

Market Capitalisation
19/03/2025



\$0.4M

(as of 31 Dec 24)
(\$1.4m Cap raise complete
4/2/2025)



% of Units held by Shareholders

BM8 Company Highlights



Diversified Portfolio for the future BM8 is positioned at the **crossroads of megatrends**; future of energy security, AI and technology, and financial resilience



High-Potential Bleiberg Project with **Germanium and Gallium** —BM8 offers a potential **European supply alternative** amid China's export controls



Large-Scale Potential El Aguila Project >100 high-grade surface samples, >km scale, inc. **174 g/t Au¹** highlight the potential for large-scale, high-grade mineralization across the property.



Demonstrated Drilling Success at Falcon Lake Lithium Project, with multiple wide, high-grade intercepts, including up to **54.1m @ 1.74%²**



Multiple high priority drill targets³ identified across a **6km corridor** at the historic Bleiberg project and **5km mineralised corridor** at Falcon Lake



Strategically Positioned in high-growth, geopolitically strategic, infrastructure-connected projects in the evolving global commodities landscape.



1. Refer to ASX announcement dated 31 January 2025
2. Refer to ASX announcement dated 28 January 2025
3. Refer to ASX announcement dated 6 September 2023

Board of Directors

Dr. David Pevcic Non-Executive Chairman

- Experienced investor and corporate professional, with a principal focus on the resources and technology sectors
- Executive Director of Infini Resources Ltd (ASX:I88), Non-Executive Chairman of Nanoveu Ltd (ASX:NVU), and founder of several privately owned mineral exploration ventures in Canada, Brazil and Australia.
- Holds a Bachelor of Science, Bachelor of Medicine and Bachelor of Surgery from the University of Western Australia



Gerry Fahey Non-Executive Director

- 40 years' experience in both the international and local minerals industry
- Specialist in mining geology, mine development and training.
- Formerly a Director of CSA Global Pty Ltd & member of the Joint Ore Reserve Committee (JORC)
- Director of Prospect Resources (PSC)
- Director of Focus Minerals Ltd (FML)



Vincent Chye Non-Executive Director

- Over 19 years' experience working with CITIC Ltd, Wesfarmers Ltd and Ernst & Young.
- Currently responsible for WA corporate development for a listed energy company focussing on environmental projects.
- Specific expertise in the development of greenfield mining, processing, and logistics in the bulk minerals sector.
- Non-executive director of Equinox Resources Limited (ASX:EQN)



Senior Management

Motivated leadership team experienced in grass roots exploration and project development

Nigel Broomham

Chief Executive Officer

- Geologist with 15 years' experience, including 10+ in battery metals space
- Head of Geology at Pilbara Minerals Pilgangoora Project from 2017 to 2023
- Director of Critical Resources (CRR)



Paul Hughes

Chief Financial Officer

- Experienced Finance & Accounting professional (CPA)
- Last 12 years within ASX listing mining companies
- Past 4.5 years at Pilbara Minerals in roles such as integrated mine and financial planning
- Most recently as Corporate Planning & Investment lead



Nick Mitchell

Exploration Manager
(Canada-based)

- Over 20 years industry experience with a Bachelor of Science from the University of Victoria, Canada
- Played a key role in the supervision and executive of the Phase II drilling at Falcon East extension
- Previously worked for Fronteer Gold and Cantex Mine Development Corp



Harry Spindler

Company Secretary

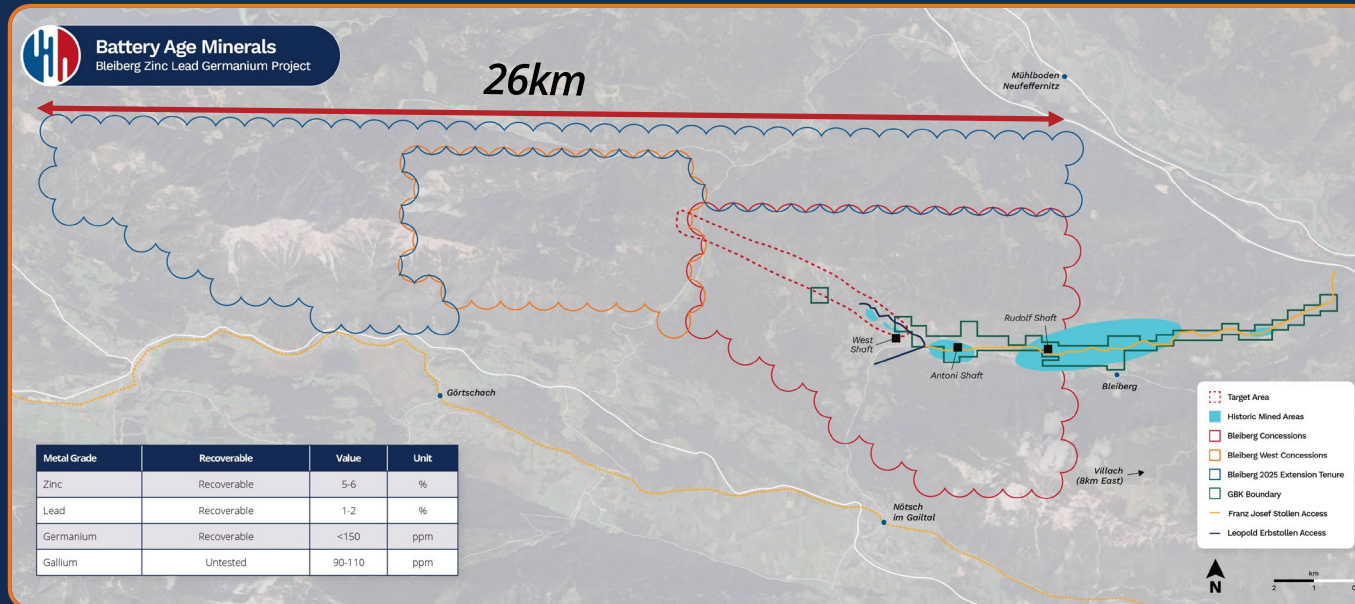
- Experienced corporate professional with a broad range of corporate governance and capital markets experience
- 15 years' experience as Co-Sec
- Mr Spindler has held various company secretary positions across a diverse range of ASX-listed companies



Bleiberg Zinc Lead Germanium Project

European supply alternative amid China's export controls

- Highly prospective for **Germanium** & **Gallium**
- Historical grades over **200g/t Ge** & recoveries of **150g/t Ge¹**
- The Bleiberg mine was one of the **largest germanium producers** in the world whilst in production
- **Additional Landholding** secured. Increased footprint from 80 km² to 142 km²



1. Cerny, I. (1991). Lagerstättenforschung in Kärnten. Neue Ergebnisse und Aspekte für die Zukunft. Carinthia 181/101. Jahrgang S. 119-129. Klagenfurt 1991. Cerny, I. and Schroll, E. (1995). Spezialmetallgehalte in ZnS-Konzentraten der Lagerstätte Bleiberg-Kreuth. Arch. f. Lagerst.forsch. Geol. B.-A. ISSN 0253-097X Band 18 S. 5-33. Wien, Juni 1995. Schroll, E. (2006). Neues zur Genese der Blei-Zink Lagerstätte Bleiberg. Carinthia II 196/116. Jahrgang Seiten 483-500. Klagenfurt 2006.

2. Refer to ASX announcements dated 13 July 23 & 16 May 24. BM8 interest in 51%, right to earn up to 80% of red claims, 100% interest in blue claims.

Bleiberg Zinc Lead Germanium Project

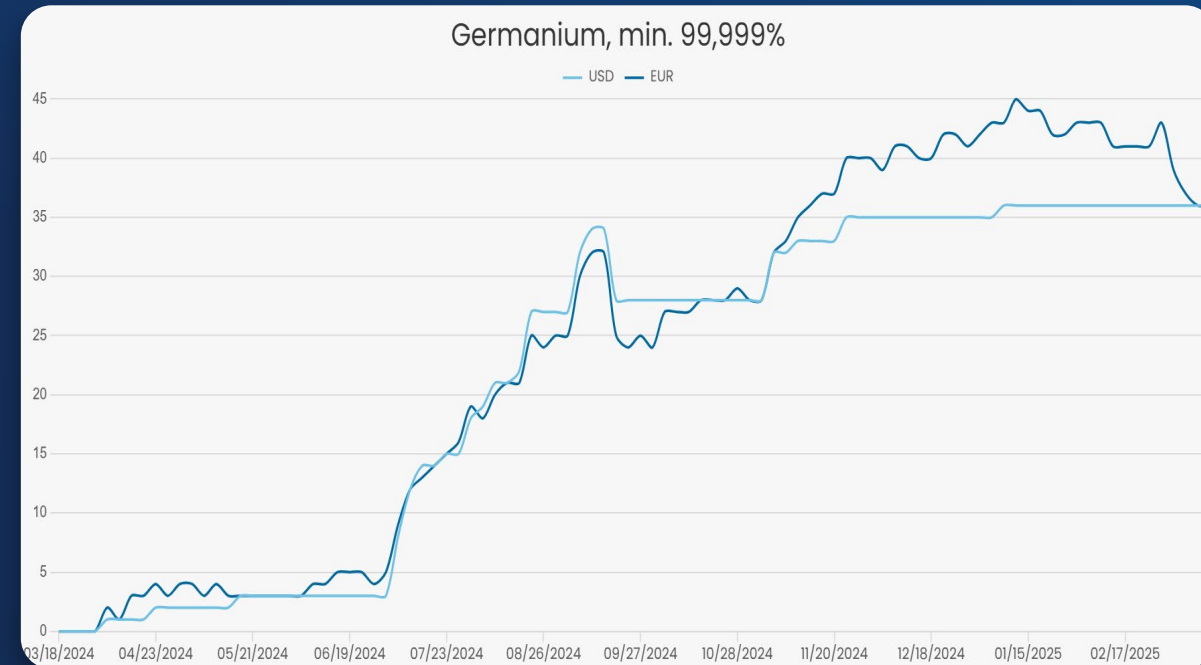
Strategic Importance of Germanium and Gallium

Germanium and Gallium

- Germanium & gallium are essential **for AI chips, semiconductors, and defense optics**—BM8 potentially offers a **European supply alternative** amid China's export controls
- High-Performance Logic Chips**, as used in the Automotive Industry, Wireless Technology or new generation computing, Silicon-Germanium chips reign king.
- Germanium's strategic value is underscored by TSMC's plans to increase its use in next-gen Si-Ge chips, bolstered by China's export restrictions.
- Gallium is crucial for manufacturing semiconductor wafers with superior performance in high-frequency and heat-resistant applications.

Global Importance

- At closure, Bleiberg was the 6th largest producer of Germanium globally, with Gallium mineralization also identified in historical workings.
- Both minerals are on critical mineral lists in the U.S., EU, Japan, India, and Australia.
- Strategic minerals like Germanium and Gallium are critical in technologies such as Electronic Vehicles, AI, Quantum Computing, and High-Performance Logic Chips.



Bleiberg Zinc Lead Germanium Project

Successful Field Verification and Strategic Engagement

Historic Data Utilisation



Over **100 years of historic mining data** from Bleiberg Zinc-Lead-Germanium Mine successfully accessed, collated, and digitized.



The extensive data acquisition enabled BM8 geologists to **fast-track exploration** targeting potential extensions of known mineralisation.



Multiple drill targets generated extending **over a 6 km** strike length



Validation of digitized historical data, including geological maps, underground mine workings, and exploration drilling datasets. All historical data points were **located and confirmed** within the exploration tenure.



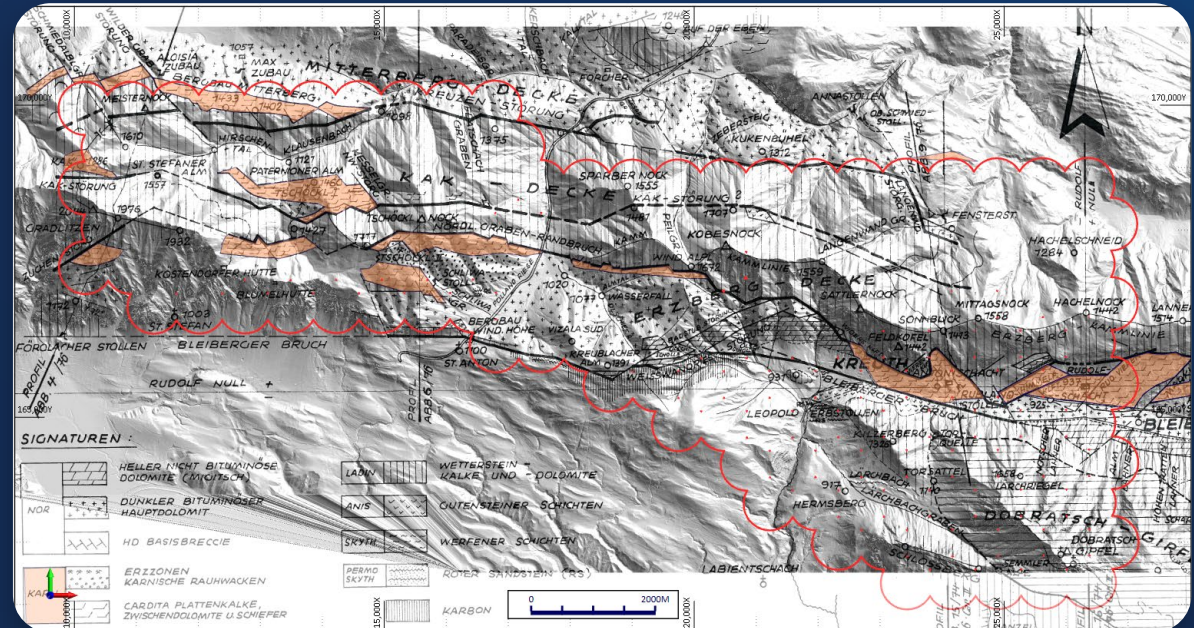
Strategic Engagement



Productive meetings held with local stakeholders, landholders and mayors of Bad Bleiberg and St. Stefan.



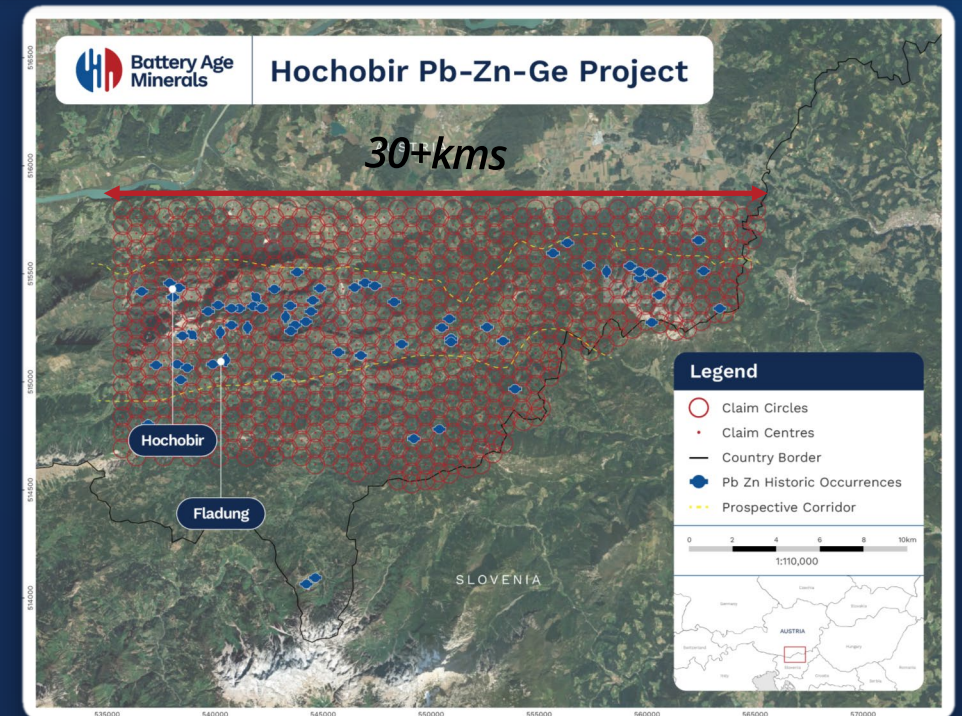
Positive reception and support for upcoming exploration activities. **Detailed exploration plans** and community engagement strategies discussed.



Expanding our footprint

Unlocking Strategic Growth

- The **largest tenement holder** for Germanium prospective tenure in Austria
- **290km²** of Highly Prospective **Lead-Zinc-Germanium** district staked.
- 30km trend of Carbonate-hosted mineralisation within the Drauzug-Gurktal nappe system
- **Historic Deposits:** The project covers historical mineral prospects, including Hochobir, Remshenig, Topitza, Petzen, and the Fladung Germanium showing which has recorded historical grades over **845g/t Ge**
- **Bleiberg Expansion:** Increased footprint from 80 km² to 142 km², solidifying BM8's position in a highly prospective zinc and germanium corridor.
- **Strategic Potential:** Enhanced exploration position at Bleiberg across a 26 km corridor, targeting high-grade critical minerals essential for modern technologies.



2025 Program – What's Next in Austria



2025 Bleiberg Drilling Permit

Application submitted, awaiting approval for the company's maiden drilling campaign



Identify and Expand known **mineralisation** at Bleiberg Zn Pb Ge Project



Commence **Hochibir Desktop Study** and to define summer exploration programs



Identification and quantification of **Historic concentrate and tailings material**. Test suitability for possible saleable product.



Strong relationships. Continue to build strong relationships with Local Partners, Stakeholders and Government



Identify **Strategic Partnership** to advance project. Strong support received from end users and refinery owners in EU

Argentina – Gold & Silver

- **Argentina** shares a similar geological setting to Chile, with significant mineral deposits, but has seen less exploration activity, presenting considerable opportunities for growth in the mining sector.
- Gold production of 2.24 mil oz in 2019
- **Government Policy:** The new administration has prioritized economic stabilization and growth through natural resource development, implementing reforms to ease regulatory burdens and attract foreign investment.
- Pro-industry policies, including tax incentives and improved infrastructure for mining, are expected to unlock further exploration and development opportunities, positioning Argentina as a key player in the global mining sector.



1 CIA World Factbook – Argentina

2 <https://www.ceicdata.com/en/indicator/argentina/gold-production>

El Aguila Au & Ag Project

Santa Cruz, Argentina

- **Option Agreement Secured:** Option agreement with Fredonia Mining Inc. to earn up to 80% to 100% ownership of the El Aguila project in the Santa Cruz province, Argentina.
- **Strategic Location:** The El Aguila project spans 9,124 hectares in a highly productive mining region of Santa Cruz, which accounted for 680,000 ounces of gold and 15,227,000 ounces of silver in 2023, making it Argentina's leading province for mining exports.
- **High-Grade Samples:** Over 100 high-grade surface samples have been identified, including exceptional grades such as **174.58 g/t Au** and **4739 g/t Ag**, demonstrating the potential for large-scale, high-grade mineralization across the property. The Company believes the project presents the potential of large scale and high grades across the target zones



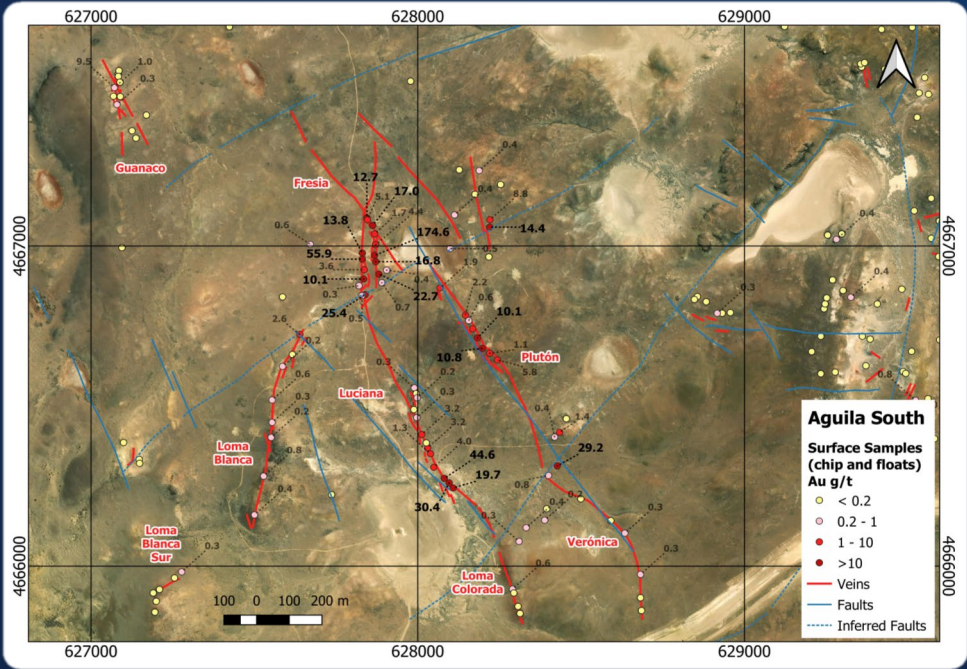
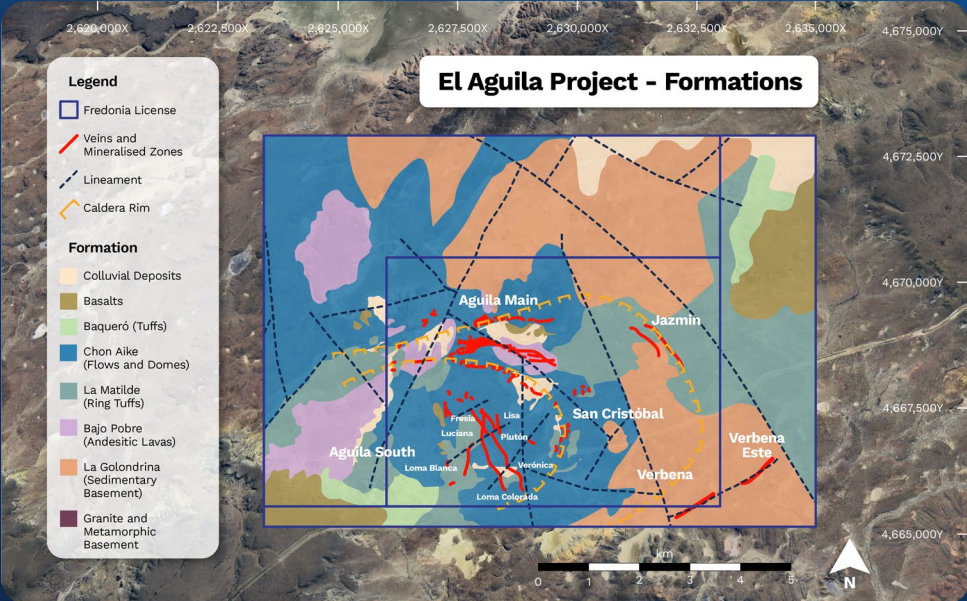
El Aguila Au & Ag Project

Santa Cruz, Argentina

- Accelerated Exploration:** Geological teams on-site commencing structural mapping, extensive sampling, and geophysical surveys to fast-track drilling plans.
- High-Grade Potential:** Over 100 surface samples with exceptional grades, up to **174.58 g/t Au** and **4,739 g/t Ag**, extending on km scale indicating large-scale mineralization.

Rock Sample	Target	Au g/t	Ag g/t	Rock Sample	Target	Au g/t	Ag g/t
110	Aguila Main	44.20	4739	103036	Aguila South	174.58	327
102889	Aguila Main	33.76	7	103041	Aguila South	55.87	61
102837	Aguila Main	30.52	196	103067	Aguila South	44.59	361
102931	Aguila Main	20.42	8	103068	Aguila South	30.36	123
103016	Aguila Main	16.34	166	103077	Aguila South	29.21	71
102899	Aguila Main	15.61	2908	103045	Aguila South	25.38	26
102944	Aguila Main	14.84	29	103038	Aguila South	22.69	7
572	Aguila Main	12.74	2301	103069	Aguila South	19.71	0
102932	Aguila Main	12.56	6	103033	Aguila South	16.99	20
102896	Aguila Main	11.98	2153	103037	Aguila South	16.76	1

Assay highlights of the rock chip sampling completed at the El Aguila Property.



El Aguila Au & Ag Project

Santa Cruz, Argentina

- **Significant Drill Results:**
 - 0.55m @ 40.55 g/t Au & 107 g/t Ag (DDA-08)
 - 7.00m @ 2.48 g/t Au, incl. 1.7m @ 9.02 g/t Au (DDA-25)
 - 3.00m @ 5.97 g/t Au (DDA-34)
- **Untapped Opportunity:** Minimal exploration below 100m, with nine unexplored targets suggesting strong upside potential.
- **Strategic Positioning:** BM8 is methodically advancing exploration to unlock significant, high-grade mineralisation.

Hole #	Target	From (m)	To (m)	Width (m)	Au g/t	Ag g/t
DDA-07	Aquila South	25.82	26.04	0.22	13.18	29
DDA-08	Aquila South	48.68	49.23	0.55	40.55	107
DDA-09	Aquila South	148	148.25	0.25	3.97	12
DDA-20	Aquila South	55.30	55.63	0.33	12.05	15
DDA-25	Aquila South	42.35	49.35	7.00	2.48	16
	Including	45.90	47.60	1.70	9.02	51
DDA-31	Aquila South	52.95	54.80	1.85	2.04	20
	Aquila South	56.10	56.40	0.30	3.85	96
DDA-34	Aquila South	12.55	12.90	0.35	1.46	52
DDA-34	Aquila South	16.50	19.50	3.00	5.97	8
DDA-38	Aquila South	30.27	30.97	0.70	2.84	7
DDA-42	Aquila South	299.38	302.25	2.87	5.93	28
MFEA-01	Aquila Main	23.80	27.80	4.00	0.46	25
	Aquila Main	164.00	165.00	1.00	4.35	11
CRC-01	Aquila Main	92.00	114.00	22.00	0.94	29

Assay highlights of the drilling completed at the El Aguila Property

Channel Sample	Target	From (m)	To (m)	Width (m)	Au g/t	Ag g/t
CH01	Aquila South	0	1	1	4.39	2
CH02	Aquila South	0	0.83	0.83	3.40	2
CH03	Aquila South	1.2	2.55	1.35	4.21	5
CH05	Aquila South	0.6	1.9	1.3	2.70	2
CH08A	Aquila South	1	1.9	0.9	2.02	3
CH09A	Aquila South	0.82	1.2	0.38	3.35	8
CH11	Aquila South	0	0.75	0.75	2.58	2
	Aquila South	0.75	1.2	0.45	17.33	2
CH14	Aquila South	0.43	0.68	0.25	0.59	383
CH24A	Aquila South	0.7	1.1	0.4	0.98	86
CH25	Aquila South	0	0.45	0.45	0.72	68
CH34A	Aquila South	0	0.77	0.77	14.41	4
CH34B	Aquila South	0	0.45	0.45	2.71	3
CH34C	Aquila South	0	2.9	1.7	2.13	2
CH35	Aquila South	0	2.47	2.47	3.80	10
CH36A	Aquila South	0	0.5	0.5	18.54	8
CH36B	Aquila South	0	1.05	1.05	5.00	2
CH36C	Aquila South	0	1.4	1.4	4.93	2
CH40	Aquila South	0	0.6	0.6	1.63	20
CH46	Aquila South	1.28	2.78	1.5	6.45	6
CH56A	Aquila South	0	0.8	0.8	0.16	43
	Aquila South	0.8	2.6	1.8	0.41	121

Assay highlights of the trenching completed at the El Aguila Property.

Maiden Resource

The diagram illustrates a project workflow as a winding path. The path starts at a point labeled 'Maiden Resource' at the top. It then curves downwards and to the left, passing through several green boxes with checkmark icons: 'Merge data, 3D model creation', 'Surface Access Agreements', and 'Mapping and Structural Analysis'. It then curves to the right, passing through an orange box with an hourglass icon labeled 'Drill Permits'. The path continues to curve downwards and to the right, passing through a series of blue boxes: 'Maiden Drill Program', 'Property MAG, Gradient IP Program', 'Targeted Soil and Trenching', 'Maiden Drilling Completed', 'Target Refinement', 'Second Phase Drilling', and 'Metallurgical Testing'. The path ends at a point labeled 'Maiden Resource' at the top. The background features a stylized landscape with mountains, trees, and clouds.

Metallurgical Testing

Second Phase Drilling

Target Refinement

Maiden Drilling Completed

Targeted Soil and Trenching

Property MAG, Gradient IP Program

Maiden Drill Program

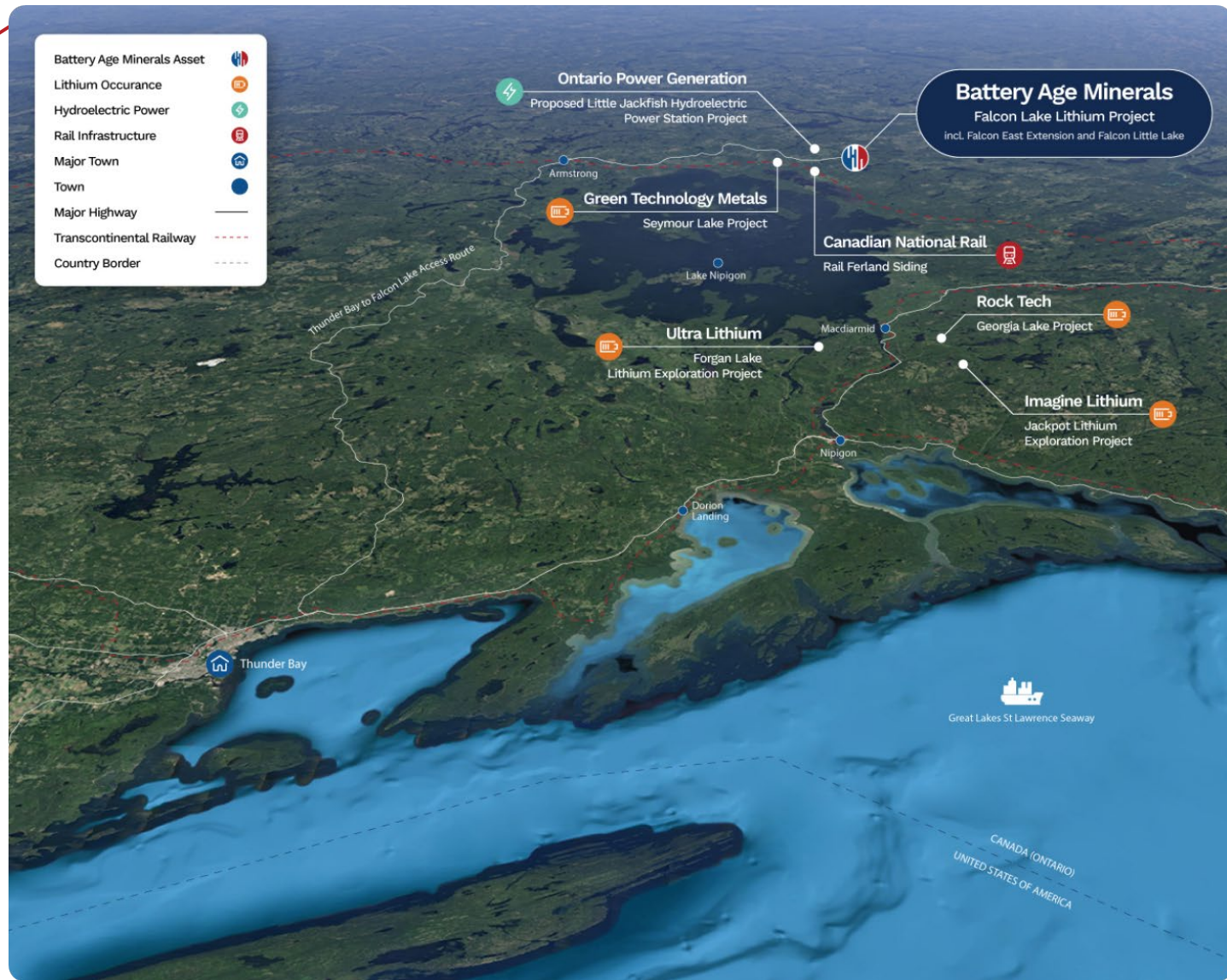
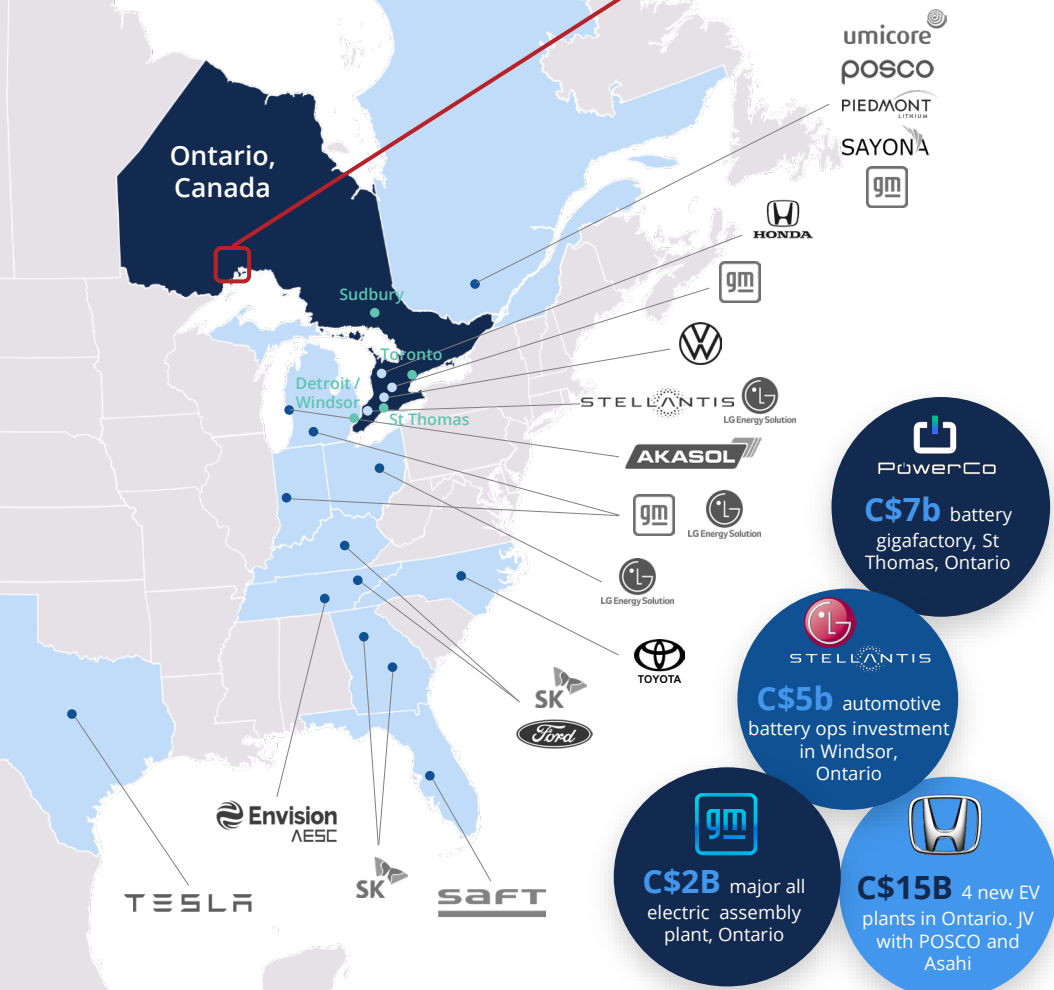
Mapping and
Structural Analysis

Surface Access
Agreements

Merge data,
3D model
creation

Drill
Permits

An EV Supply Chain Advantage



Falcon Lake Lithium Project

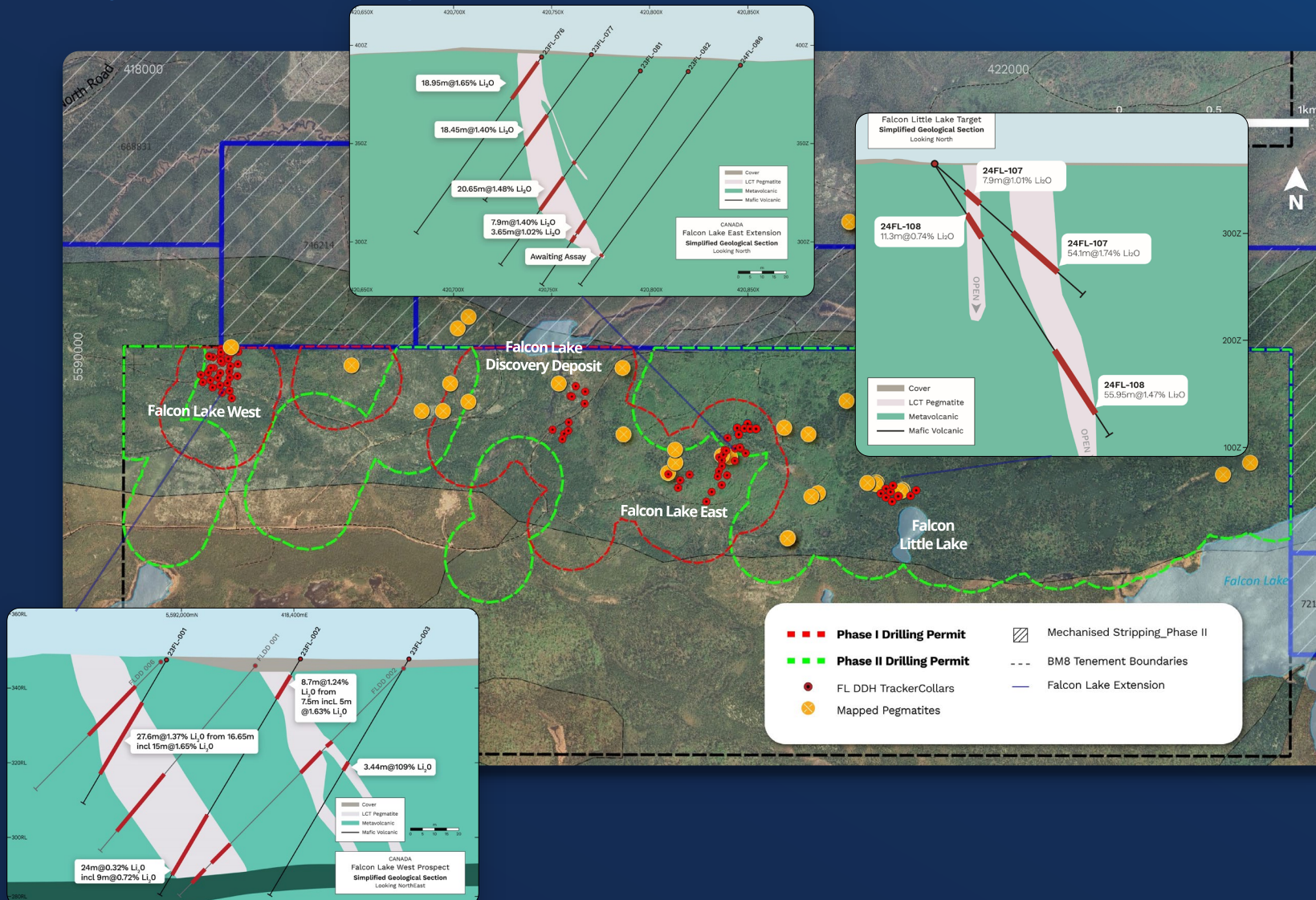
Only scratched the surface

Stacked Spodumene Pegmatites system over 5km corridor

106 holes for 12,000m have been completed to date. Originally, focused on historical mineralised occurrences including **Falcon West, Discovery & East**

Recent drilling focused on **new discovery's - Falcon East Extension & Falcon Little Lake**. 2 of 30 targets generated from BM8 field campaigns.

Drilling permitted unlocking 5km prospective corridor



RODREN
Drilling Ltd.
CONTRACT DIAMOND DRILLING



Whitesand
First Nation

CMG

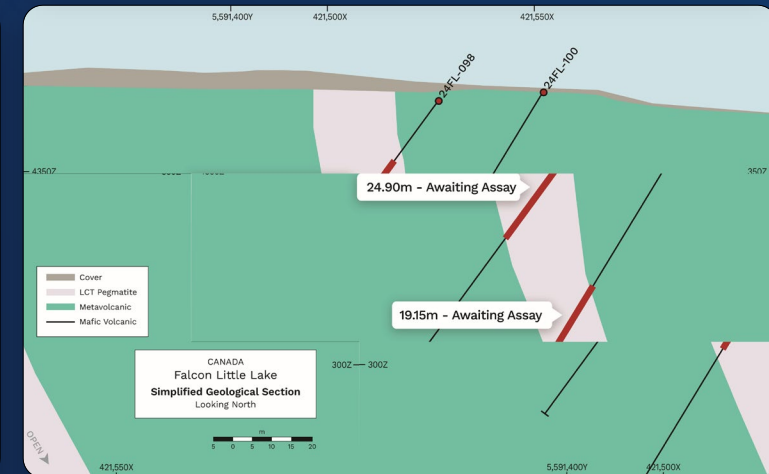
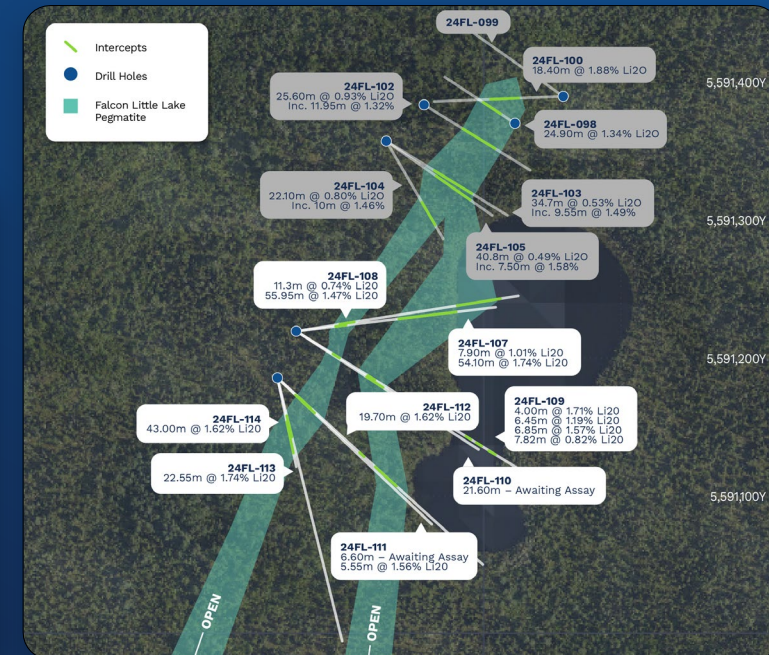
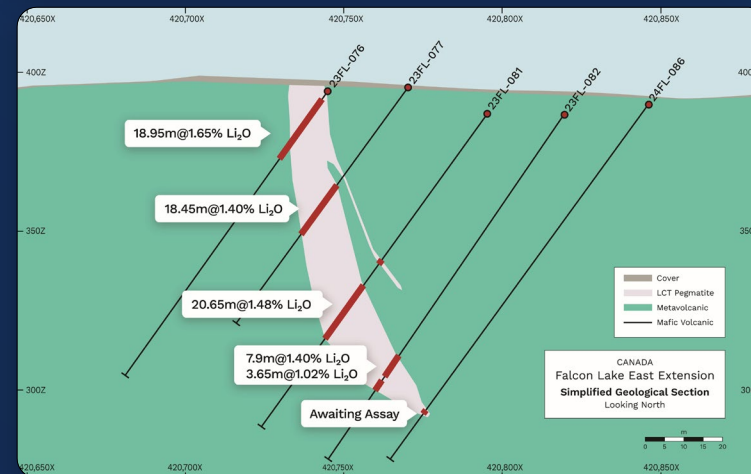
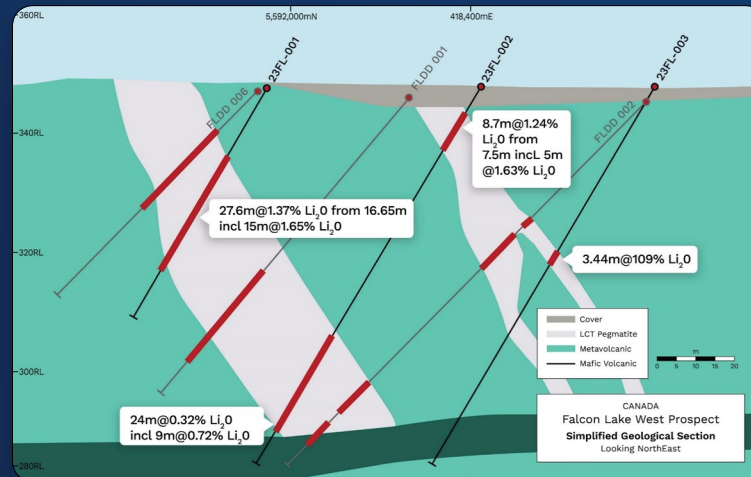
COAST MOUNTAIN
GEOLOGICAL
Mineral Exploration Consultants

BM8

Falcon Lake Lithium Project

Outstanding Drill Results

Hole	From_m	To_m	Interval_m	Li ₂ O (%)
24FL-107	100.85	154.95	54.10	1.74
24FL-108	222.2	278.15	55.95	1.47
24FL-114	62.2	105.2	43.00	1.62
23FL-031	14.65	46.4	31.75	1.45
24FL-113	39.3	61.85	22.55	1.74
23FL-001	16.65	44.25	27.6	1.37
24FL-087	53.9	82.15	28.25	1.30
24FL-100	55	73.4	18.4	1.88
24FL-098	18.95	43.85	24.9	1.34
24FL-112	57.5	77.2	19.70	1.62
23FL-004	5.7	27.62	21.92	1.44
24FL-110	115.7	137.3	21.60	1.46
23FL-076	1.75	20.7	18.95	1.65
23FL-081	66.6	87.25	20.65	1.48
24FL-087	88.7	112	23.3	1.13
23FL-077	37.8	56.25	18.45	1.40
23FL-067	28.5	47.6	19.1	1.34
23FL-005	46.3	76.05	29.75	0.81
24FL-102	57.5	83.1	25.6	0.93
23FL-059	19.65	47	27.35	0.83
23FL-030	3.7	18.4	14.7	1.50



Assay result highlights from Falcon Lake, Intervals are down hole length, true width not known

Investment Highlights



Positioned at the Intersection of Megatrends Strategically positioned; green energy, critical tech security, and inflation-hedging metals, positioning BM8 for strong long-term demand.



Diversified & Strategic Portfolio Global exposure to lithium (Canada), germanium (Austria), and gold-silver (Argentina)—each in mining-friendly jurisdictions near key markets



Strategic Partnerships & Growth Pathway Opportunities with EU refinery owners & end users, explore early ore sale solutions at Bleiberg.



Falcon Lake Lithium: EV Supply Chain Advantage Located within North America's growing EV battery hub, benefiting from C\$15B+ in new gigafactories and strong government support.



Bleiberg & Hochobir: Critical AI & Tech Metals Germanium & gallium are essential for AI chips, semiconductors, and defence optics—BM8 offers a European supply alternative amid China's export controls.



El Aguila Gold-Silver: Market Resilience High-grade precious metals provide inflation protection & portfolio stability, with strong central bank demand and industrial uses.



Attractive Valuation & Near-Term Catalysts With an experienced team, growing asset base, and upcoming project milestones, BM8 is positioned for fast-track development and value growth.



**Battery Age
Minerals**

Contact Information

Nigel Broomham

Chief Executive Officer

Battery Age Minerals Limited

E: info@batteryage.au

batteryage.au

ASX | BM8