

# Quarterly Activities Report

---

September 2024

**batteryage.au**

50/108 St Georges Tce  
Perth WA  
info@batteryage.au

ASX: BM8

## September 2024 Quarterly Activities Report

### *Significant Exploration Progress at Bleiberg Zinc-Lead-Germanium Project and Falcon Lake Lithium Discoveries*

#### Key highlights:

- **Bleiberg Project Advances:** The Company has identified multiple drill targets over a 6 km strike length at the Bleiberg Project in Austria, based on historical geological data. These targets are within prospective stratigraphic units that are believed to host significant mineralisation.
- **Field Campaign and Drilling Permit:** The technical team, led by CEO Nigel Broomham and Chief Geological Advisor Dr. Simon Dorling, is verifying geological data in the field to refine drill targets. The Company is preparing to submit its maiden drilling permit for the Bleiberg Zinc-Lead-Germanium Project.
- **Falcon Lake Lithium Discoveries:** Initial assays from the 2024 summer drilling program at the Falcon Lake Lithium Project in Ontario indicate high spodumene-bearing pegmatite intercepts, with drill results showing up to 40m thick intersections, confirming potential for new discoveries.
- **Expanding Mineralisation:** The drilling at Falcon Lake shows significant mineralisation, especially at the Falcon Little Lake target and Falcon East Extension. The new drilling has expanded the mineralised zones demonstrating the potential for scale across the 5km prospective corridor.
- The Company continues to evaluate potential value-adding M&A opportunities in multiple commodities in Tier-1 jurisdictions globally.

Battery Age Minerals Ltd (ASX: **BM8**, “**Battery Age**”, or “**the Company**”) is pleased to provide the following summary of activities undertaken during the quarter ending 30 September 2024 (“**Quarter**”).

# Project Activities

## Bleiberg Project (Bad Bleiberg, Austria)

During the Quarter, the Company progressed with the compilation and integration of historical data over the Bleiberg Project and advanced the prospectivity assessment and targeting strategy, generating multiple drill targets extending over a 6 km strike length based on historical datasets.

The historical geological information, as shown in the geological map (Figure 1), highlights the westwards continuation of the prospective stratigraphic units, modified by faults and thrusts during the Alpine orogeny. Given the strong stratigraphic control on the distribution of mineralisation (parallel to certain rock units) the first criteria for targeting is the identification and confirmation of the **target formation**.

The historic Bleiberg mining district is known to be located within a graben structure that preserved much of the mineralisation-hosting stratigraphy. When mining operations were suspended in the early 1990's, the underground operations had reached a major fault zone in the west, that locally terminated the ore system (Figure 1).

However, mapping further west showed that the main mineralisation-bearing horizons were again within targetable depth or at surface and that these localities were subject to old historic mining. Battery Age's technical team was able to confirm during its recent visit, the sites of several of these very old mining activities (Figure 1, blue mining symbols).

The prospective stratigraphy is preserved within fault-bounded potentially mineralised horizons which have significant depth extensions. The historic map in Figure 1 shows several targetable areas, most of which are in excess of 2 km strike length, of prospective stratigraphy and with proof of historic mining.

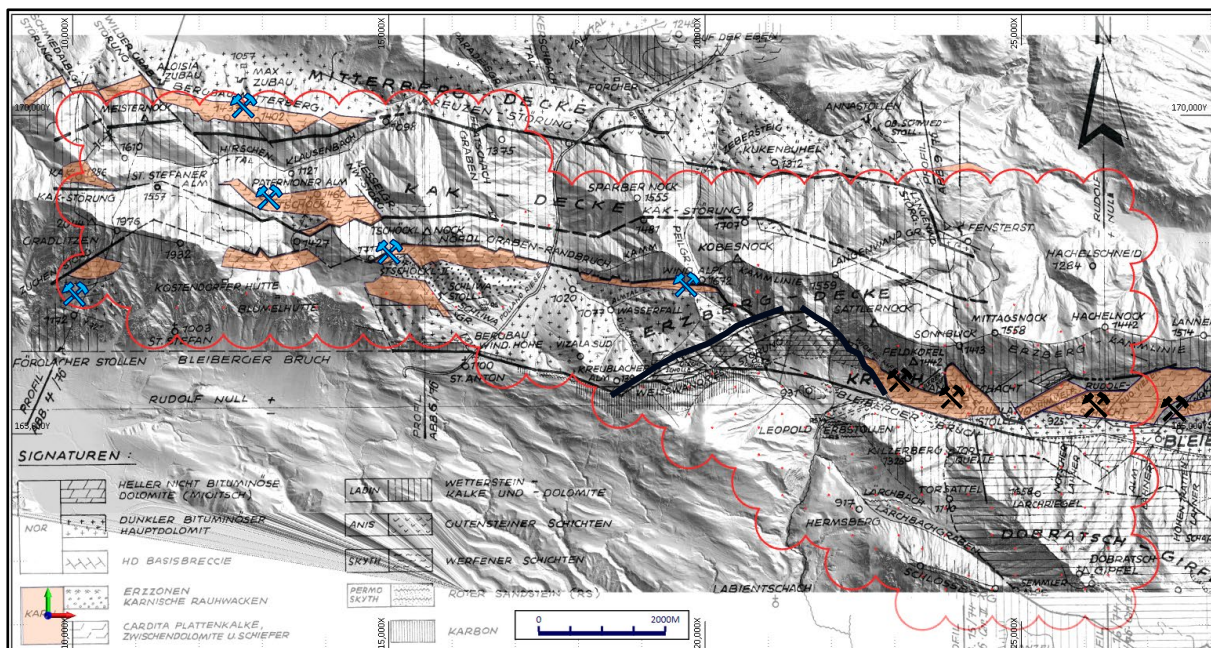
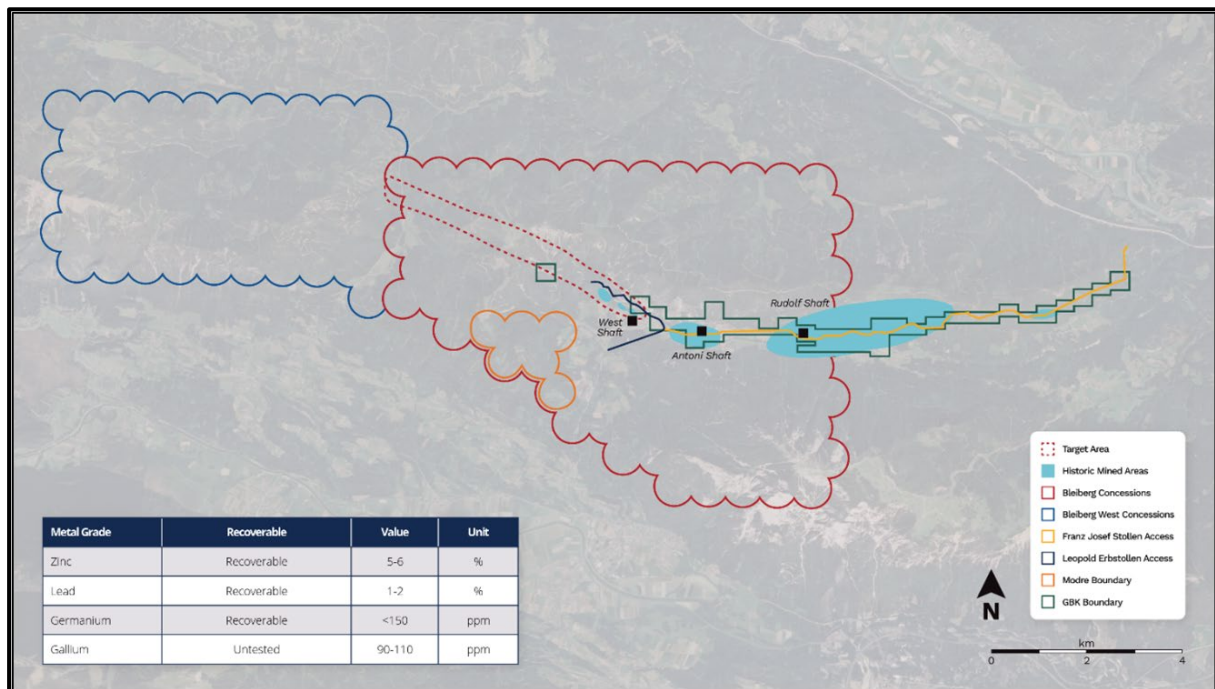


Figure 1: Geological map of the area underlying BM8's Bleiberg project area with outcropping target horizons in orange; (X indicates the location of the Bleiberg Mining Shafts; X indicates old historic mine workings and adits).



Battery Age is currently conducting a field campaign pursuing all the identified target areas for verification of the geological-structural setting and support for the interpreted prospectivity. CEO Nigel Broomham and Chief Geological Advisor, Dr Simon Dorling are completing infield geological works targeted at validating and refining drill targets ahead of submitting the Company's maiden drilling permit at the Bleiberg Zinc-Lead-Germanium Project.

The Company's technical team sees all the geological, mineralogical and stratigraphic favourable parameters materialised in the west, that made the historic Bleiberg area a world-class mining district, and plan to establish an Exploration Target as a probable outcome from its first drilling program.



*Figure 2 – Identified mineralised trend located along strike from historical workings. Inset table demonstrates historical data for the Bleiberg Mine from previous workings<sup>1-7</sup>.*

## Falcon Lake Lithium Project (Ontario, Canada)

During the Quarter, the Company was pleased to announce initial assays from its 2024 summer drilling program at its Falcon Lake Lithium Project in Ontario, Canada. The mineralised drill intercepts confirm the potential for new discoveries, with spodumene-bearing pegmatite up to 40m thick, intersected during the maiden drill program at the Falcon Little Lake target and an expanded strike length at the Falcon East Extension, adding to the mineralisation drilled in 2023 at Falcon East.

Seven holes have been completed at the Falcon Little Lake pegmatite target, with six holes intersected significant mineralisation (Refer ASX announcement 12 September 2024). The three drill holes testing the SSE extension of this target show thickening of the mineralised body along strike and at depth. The 2023 geophysical survey indicates a magnetic low to the south, in line with the pegmatite bodies, and enhancing the prospectivity of this southern extension.

The Falcon Little Lake spodumene-bearing pegmatite remains open in all directions, with the return of high assay values from 6 of 7 holes drilled at the new discovery. The spodumene lobe drilled in hole 24FL-105, is the deepest and furthest SSE mineralisation drilled on the property to date and has been targeted at the north end of the magnetic low. Assays increased to the SSE and at depth with 7.5m of 1.58% Li<sub>2</sub>O from 121.5m to 129.00m in hole 24FL-105.

<b>Drill Hole</b>	<b>From (m)</b>	<b>To (m)</b>	<b>Interval (m)</b>	<b>Li<sub>2</sub>O W%</b>
<b>24FL-087</b>	39.50	46.85	<b>7.35</b>	<b>1.38</b>
<b>24FL-087</b>	53.90	82.15	<b>28.25</b>	<b>1.30</b>
<i>Including</i>	73.55	79.00	5.45	2.03
<b>24FL-087</b>	88.70	112.00	<b>23.30</b>	<b>1.13</b>
<b>24FL-088</b>	82.15	95.90	<b>13.75</b>	<b>1.15</b>
<b>24FL-088</b>	99.80	116.60	<b>16.80</b>	<b>0.99</b>
<b>24FL-089</b>	148.10	159.00	<b>10.90</b>	<b>0.97</b>
<i>Including</i>	152.00	157.70	5.70	1.26
<b>24FL-091</b>	155.10	158.10	<b>3.00</b>	<b>1.19</b>
<b>24FL-092</b>	28.00	30.90	<b>2.90</b>	<b>1.25</b>
<b>24FL-098</b>	18.95	43.85	<b>24.90</b>	<b>1.34</b>
<i>Including</i>	26.05	31.85	5.80	1.98
<b>24FL-100</b>	55.00	73.40	<b>18.40</b>	<b>1.88</b>
<i>Including</i>	62.00	67.00	5.00	2.44
<b>24FL-102</b>	57.50	83.10	<b>25.60</b>	<b>0.93</b>
<i>Including</i>	70.10	82.05	11.95	1.32
<b>24FL-103</b>	64.55	99.25	<b>34.70</b>	<b>0.53</b>
<i>Including</i>	89.70	99.25	9.55	1.49
<b>24FL-104</b>	71.10	93.20	<b>22.10</b>	<b>0.80</b>
<i>Including</i>	71.10	81.10	10.00	1.46
<b>24FL-105</b>	88.70	129.50	<b>40.80</b>	<b>0.49</b>
<i>Including</i>	121.50	129.00	7.50	1.58

*Table 1 – 2024 Falcon Lake Drilling results. Intervals are down hole length, true width not known.*

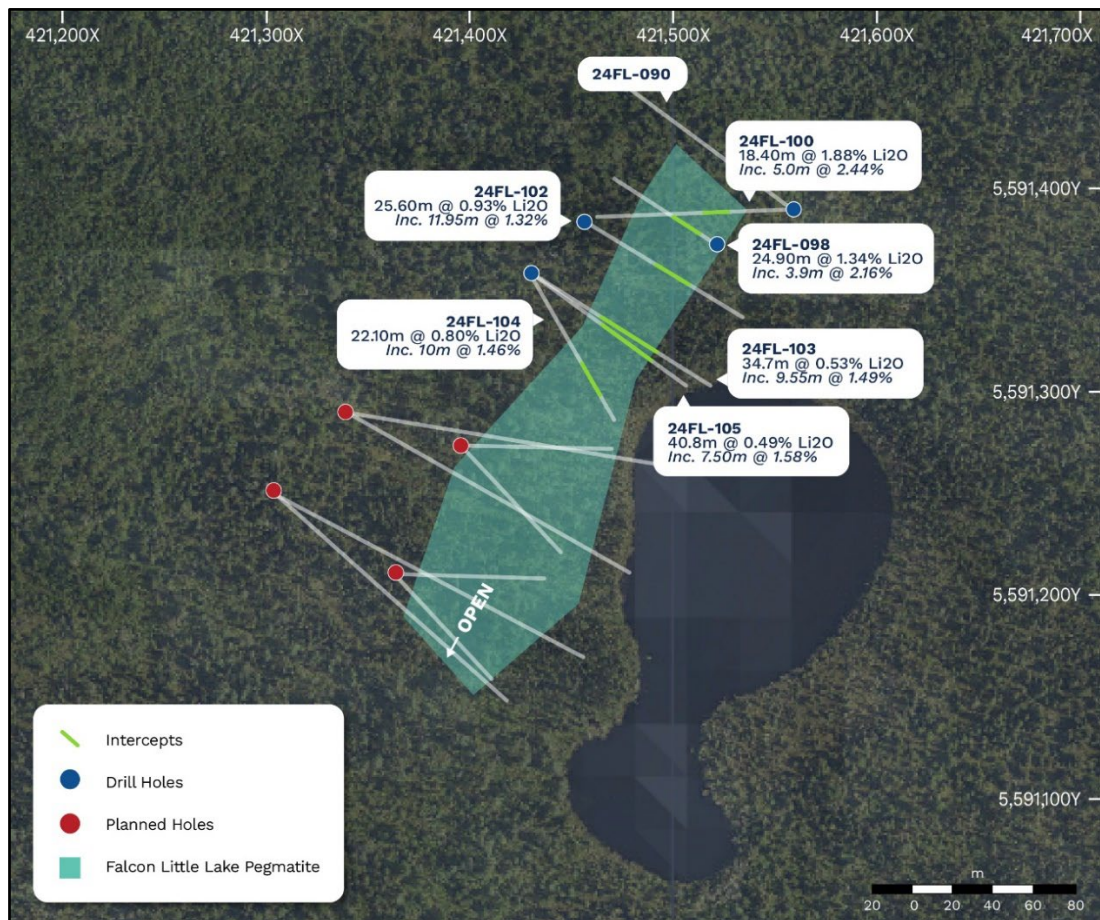


Figure 3 – Falcon Little Lake plan view

The 2024 summer drilling program at the Falcon Lake Lithium Project is targeting several, of the 30 high-priority pegmatite discoveries identified from the 2023 field program and expands on the 9,200m of drilling conducted in 2023.

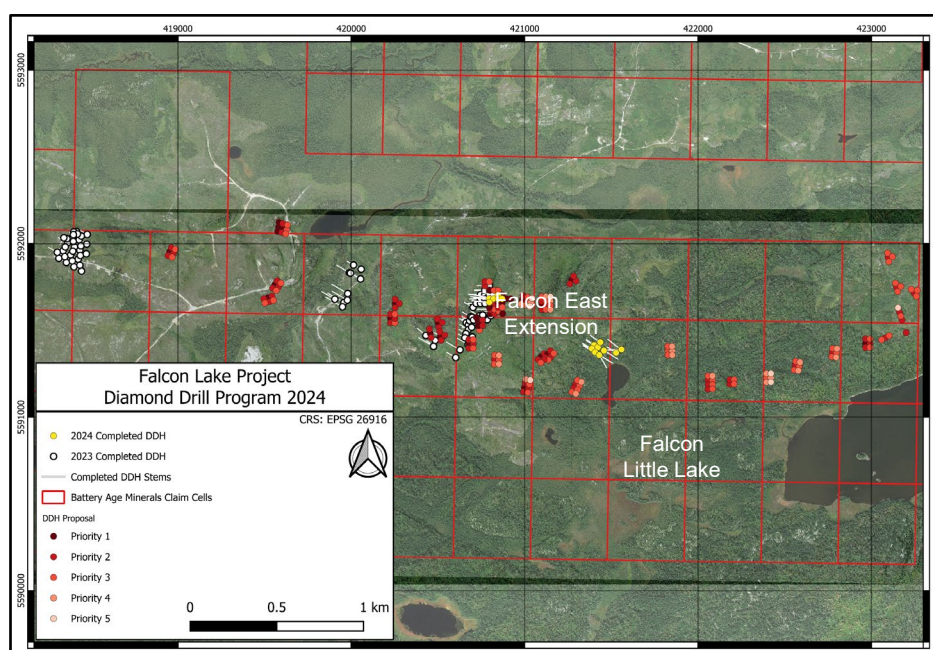


Figure 4 – Plan view of the completed and planned drill hole collars across the Falcon Lake Mineralised corridor



### Jesse Lake Lithium Project (Ontario, Canada)

No exploration activities were conducted during the Quarter.

### Tidili Project (Tidili, Morocco)

No exploration activities were conducted during the Quarter.

### King Tut Project (Argentina)

No exploration activities were conducted during the Quarter.

### Bloom Lake Project (Bloom Lake, Canada)

No exploration activities were conducted during the Quarter.

## Corporate and Finance

### Corporate

Battery Age announced on 7 October 2024 a \$1.0 million (before costs) placement to sophisticated investors via the issue of 10,000,000 ordinary shares at \$0.10 per share to advance explorations activities and support working capital expenditure.

### Business Development

The Company continues to actively identify and review potential strategic opportunities that are value accretive and complement existing assets to build a portfolio of highly prospective projects across a suite of commodities in-line with the Company's strategic objectives. There is no certainty that current discussions will result in new project acquisitions.

### Appendix 5B and Use of Funds

The Appendix 5B quarterly cashflow report for the Quarter is submitted separately.

The Group closed the Quarter with a cash balance of \$427k. Exploration expenditure during the Quarter totalled \$801k (unaudited).

A comparison of the Company's actual expenditure since readmission to the Official List of ASX to 30 September 2024 against estimated expenditure in the use of funds statement in the Prospectus is set out below in accordance with ASX Listing Rule 5.3.4. The table also shows the Company's expenditure for the September quarter, as required by ASX Listing Rule 5.3.1:

	2023 Prospectus	Use until 30 Sep 2024	Use For Sep 24 Quarter
Tidili Project	1,295,000	1,318,330	35,954
Falcon Lake Project	2,050,000	7,186,101	625,813
Bloom Lake Project	30,000	31,769	31,769
King Tut Project	100,000	52,335	4,453
Bleiberg Project	1,215,000	373,211	65,098
Administration and corporate costs	1,328,000	3,363,841	599,113
Costs associated of the Public Offer	658,000	603,094	-
Working Capital & M&A budget for complementary assets	343,000	705,702	37,584
	<b>7,019,000</b>	<b>13,634,383</b>	<b>1,399,784</b>

The material use of funds variance explanations is outlined below:

Note: A capital raise of \$6.4m was completed in August 2023 and is outside the Use of Funds estimate in the prospectus announced on the 2 February 2023.

#### **September Quarter Spend:**

- Falcon Lake Project: Payments relating to exploration drilling, summer field works and tenement compliance
- Tidili Project: Payments relating to the close out of the Tidili project
- Bleiberg Project: Payments relating to recent field trip to Bleiberg, mapping and historical data interpretation
- Administration: Payments relating to the Quarter for employee, directors, full year audit and compliance plus general overhead.

#### **Use of Funds variance Prospectus to Date**

- Operational expenditure on the Falcon Lake project were accelerated due to positive results from the initial drill program and further expanded with the acquisition of the Falcon Lake Extension project area in Q4 CY2023. A capital raise was completed in August 2023 to support further exploration and drilling and this spend is included in the above table.
- Administration and corporate costs increased in support of the accelerated and expanded exploration campaign at Falcon Lake.
- Working capital includes an acquisition of EQN shares in Q1 CY2024.
- Ongoing operational and exploration expenditure will be monitored and adjusted in line with available cash to meet tenement expenditure requirements.

#### **Payments to Related Parties**

Pursuant to section 6 of the Company's Appendix 5B, and as required under ASX Listing Rule 5.3.5, during the Quarter the Company paid \$57k to the Directors for remuneration.

#### **Capital Structure**

The capital structure at the end of the Quarter is as follows:

- 93,149,140 Ordinary Shares.
- 41,904,923 Options.
- 1,735,000 Performance Rights.
- 7,000,000 Performance Shares.

#### **Annual General Meeting**

The Annual General Meeting of the Company will be held on Friday, 29 November 2024. Further information about the Annual General Meeting, including accessing the Notice of Meeting and Explanatory Memorandum, will be released to shareholders shortly. The Notice of Meeting will also be available on the ASX Company's Announcements Platform and the Company's website



## Attendance at Resources Rising Starts Conference

BM8's Chief Executive Officer, Mr Nigel Broomham, presented the Company's strategy for progressing its critical minerals projects in Canada and Austria at the Resources Rising Stars Conference held in early September 2024.

## Interests in Mining Tenements as at 30 September 2024

Location	Tenement Reference	Interest during Quarter	Interest at the end of Quarter
Western Australia <sup>1</sup>	M47/1450	-	27.97%
Canada, Bloom Lake	221266, 221267, 229223 243759, 251792, 251793 251794, 287807, 308044 325202, 336173, 582713 582714, 716167, 716168, 716165, 716166, 716170, 716171, 716169	-	100%
Canada, Falcon Lake			
- <i>Central</i>	727287 to 727384	-	100%
	<sup>2</sup> 668831, 670166, 670168, 721084, 721085, 746214, 754668	-	100%
	<sup>3</sup> 106057-106058, 121357- 121360, 122094, 132858- 132859, 134102, 136948, 136962, 142489, 148810, 164547-164548, 166603, 178073, 179345, 185376- 185377, 186114-186115, 208573, 209065, 215331, 224637-224639, 237714- 237716, 244810, 246081, 252181, 256393-256395, 274457, 281913, 289275, 291550, 301417-301418, 302155, 311782-311784	-	90%
- <i>West</i>	727385 – 727406	-	100%
- <i>East</i>	727409 – 727452	-	100%
Canada, Jessie Lake	834651 – 834704 835652 - 835724	-	100%
Morocco, Tidili <sup>5</sup>	EP3842355, EP3842356, ML383699	-	85%
Austria, Bleiberg <sup>4</sup>	EL 476/22 (BB1) – 591/22 (BB116)	-	51%
	1524/23 (1/23) – 1583/23 (60/23)	-	100%
Argentina	168-L-1939	-	100%
	66-C-2005	-	100%
	28-L-2011	-	100%

1. Battery Age's interest in the Hamersley Iron Ore Project is held indirectly by way of its investment held in Equinox Resources Limited.

2. In October 2023, the Company acquired a 2 year option, (i) an initial 40% interest by making a cash payment of CAD\$100k and issuing 250k fully paid ordinary shares (completed); (ii) acquisition of an addition 40% interest by making a cash payment of CAD\$75k and issuing 250k fully paid ordinary shares on or before the first anniversary of stage (i) and (iii) acquisition of an addition 10% interest by making a cash payment of CAD\$15k and issuing 250k fully paid ordinary shares on or before the second anniversary of stage (i). The Company will retain the respective % interest acquired under the respective staged option, in the event that the subsequent option(s) are not exercised.
3. The Company may acquire the final 10% of the above identified Falcon Lake tenements by paying an amount equal to the lower of (i) the price determined by an independent valuation, or (ii) A\$2,000,000.
4. The Company may acquire a further 14% interest (total 65%) in the above Bleiberg tenements within 36 months of acquiring the abovementioned 36% interest by incurring an additional C\$3,500,000 in expenditure on the project.  
The Company may acquire the final 15% interest (total 80%) in the above Bleiberg tenements within 6.5 years from executing the Bleiberg Addendum Agreement upon completion of a Bankable Feasibility Study that is compliance to JORC and indicates the project will have a production rate of at least 100,000 tonnes per year.
5. The Company is taking steps to relinquish the Company's interest in the Tidili Project to the in-country partners.

- END -

*Release authorised by the Board of Battery Age Minerals Ltd.*

## Contacts

### Investors / Shareholders

Nigel Broomham  
Chief Executive Officer  
P: +61 (0) 8 6109 6689  
E: info@batteryage.au

### Media

Kelly-Jo Fry  
P: +61 (0) 8 6109 6689  
E: info@batteryage.au

## References:

1. Schroll, E. (2006). Neues zur Genese der Blei-Zink Lagerstätte Bleiberg. Carinthia II 196./116. Jahrgang Seiten 483-500 Klagenfurt 2006
2. Cerny, I. (1991). Lagerstättenforschung in Kärnten Neuergebnisse und Aspekte für die Zukunft. Carinthia II 181./101. Jahrgang S. 119-129 Klagenfurt 1991, Cerny, I. and Schroll, E. (1995). Spezialmetallgehalte in ZnS-Konzentraten der Lagerstätte Bleiberg-Kreuth. Arch. f. Lagerst.forsch. Geol. B.-A. ISSN 0253-097X Band 18 S. 5-33 Wien, Juni 1995; Schroll, E. (2006). Neues zur Genese der Blei-Zink Lagerstätte Bleiberg. Carinthia II 196./116. Jahrgang Seiten 483-500 Klagenfurt 2006
3. Germanium-based transistors for future high performance and low ... (2015) TSMC Logic. Available at: <https://research.tsmc.com/page/high-mobility-channel/14.html>.
4. Multi-Met (2023) Bleiberg Project - Multi-Met, Multi. Available at: <https://multimetdev.com/projects/bleiberg-project/>
5. Leach, D., Taylor, R., Fey, D et al. (2010), A deposit model for Mississippi Valley-Type lead-zinc ores, USGS Scientific Investigations Report 2010-5070-A
6. Schor, D. (2021) TSMC details 5 nm, WikiChip Fuse. Available at: <https://fuse.wikichip.org/news/3398/tsmc-details-5-nm/> (Accessed: 25 February 2024).
7. Refer to earn-in terms and structure set out in the Company's Prospectus dated 7 December 2022, and announcement 16 May 2024.

## Compliance Statement

This report contains information on the Falcon Lake and Jessie Lake Projects extracted from an ASX market announcement dated 8 December 2022, 2 February 2023, 13 June 2023, 26 July 2023, 2 August 2023, 16 August 2023, 6 September 2023, 14 September 2023, 5 October 2023, 10 October 2023, 16 October 2023, 25 October 2023, 1 November 2023, 30 November 2023, 13 December 2023 18 April 2024, 8 July 2024, 11 July 2024, 12 August 2024 and 12 September 2024 released by the Company and reported in accordance with the 2012 edition of the "Australasian Code for Reporting of Exploration Results, Mineral Resources and Ore Reserves" (JORC Code). This report contains information on the Bleiberg Project extracted from an ASX market announcement dated 8 December 2022, 2 February 2023, 13 July 2023, 21 August 2023, 26 February 2024, 26 March 2024 23 April 2024 and 16 May 2024 released by the Company and reported in accordance with the 2012 edition of the "Australasian Code for Reporting of Exploration Results, Mineral Resources and Ore Reserves" (JORC Code). The original market announcements are available to view on [www.batteryage.au](http://www.batteryage.au) and [www.asx.com.au](http://www.asx.com.au). Battery Age is not aware of any new information or data that materially affects the information included in the original market announcement.

### **Forward Looking Statements**

Information included in this release constitutes forward-looking statements. Often, but not always, forward looking statements can generally be identified by the use of forward looking words such as “may”, “will”, “expect”, “intend”, “plan”, “estimate”, “anticipate”, “continue”, and “guidance”, or other similar words and may include, without limitation, statements regarding plans, strategies and objectives of management, anticipated production or construction commencement dates and expected costs or production outputs. Forward looking statements inherently involve known and unknown risks, uncertainties and other factors that may cause the Company’s actual results, performance and achievements to differ materially from any future results, performance or achievements. Relevant factors may include, but are not limited to, changes in commodity prices, foreign exchange fluctuations and general economic conditions, increased costs and demand for production inputs, the speculative nature of exploration and project development, including the risks of obtaining necessary licenses and permits and diminishing quantities or grades of reserves, political and social risks, changes to the regulatory framework within which the company operates or may in the future operate, environmental conditions including extreme weather conditions, recruitment and retention of personnel, industrial relations issues and litigation. Forward looking statements are based on the Company and its management’s good faith assumptions relating to the financial, market, regulatory and other relevant environments that will exist and affect the Company’s business and operations in the future. The Company does not give any assurance that the assumptions on which forward looking statements are based will prove to be correct, or that the Company’s business or operations will not be affected in any material manner by these or other factors not foreseen or foreseeable by the Company or management or beyond the Company’s control. Although the Company attempts and has attempted to identify factors that would cause actual actions, events or results to differ materially from those disclosed in forward looking statements, there may be other factors that could cause actual results, performance, achievements or events not to be as anticipated, estimated or intended, and many events are beyond the reasonable control of the Company. Accordingly, readers are cautioned not to place undue reliance on forward looking statements. Forward looking statements in these materials speak only at the date of issue. Subject to any continuing obligations under applicable law or any relevant stock exchange listing rules, in providing this information the company does not undertake any obligation to publicly update or revise any of the forward-looking statements or to advise of any change in events, conditions or circumstances on which any such statement is based.



## Appendix 5B

### Mining exploration entity or oil and gas exploration entity quarterly cash flow report

Name of entity

BATTERY AGE MINERALS LTD

ABN

80 085 905 997

Quarter ended ("current quarter")

30 September 2024

Consolidated statement of cash flows		Current quarter \$A'000	Year to date (3 months) \$A'000
<b>1.</b>	<b>Cash flows from operating activities</b>		
1.1	Receipts from customers	-	-
1.2	Payments for		
	(a) exploration & evaluation	(74)	(74)
	(b) development	-	-
	(c) production	-	-
	(d) staff costs	(212)	(212)
	(e) administration and corporate costs	(391)	(391)
1.3	Dividends received (see note 3)	-	-
1.4	Interest received	4	4
1.5	Interest and other costs of finance paid	-	-
1.6	Income taxes paid	-	-
1.7	Government grants and tax incentives	-	-
1.8	Other (provide details if material	-	-
		-	-
<b>1.9</b>	<b>Net cash from / (used in) operating activities</b>	<b>(673)</b>	<b>(673)</b>
<b>2.</b>	<b>Cash flows from investing activities</b>		
2.1	Payments to acquire or for:		
	(a) entities	-	-
	(b) tenements	-	-
	(c) property, plant and equipment	-	-
	(d) exploration & evaluation	(727)	(727)
	(e) investments	-	-
	(f) other non-current assets	-	-

<b>Consolidated statement of cash flows</b>		<b>Current quarter \$A'000</b>	<b>Year to date (3 months) \$A'000</b>
2.2	Proceeds from the disposal of:		
	(a) entities	-	-
	(b) tenements	-	-
	(c) property, plant and equipment	-	-
	(d) investments	-	-
	(e) other non-current assets	-	-
2.3	Cash flows from loans to other entities	-	-
2.4	Dividends received (see note 3)	-	-
2.5	Other (provide details if material)	-	-
<b>2.6</b>	<b>Net cash from / (used in) investing activities</b>	<b>(727)</b>	<b>(727)</b>

<b>3.</b>	<b>Cash flows from financing activities</b>		
3.1	Proceeds from issues of equity securities (excluding convertible debt securities)	-	-
3.2	Proceeds from issue of convertible debt securities	-	-
3.3	Proceeds from exercise of options	-	-
3.4	Transaction costs related to issues of equity securities or convertible debt securities	-	-
3.5	Proceeds from borrowings	-	-
3.6	Repayment of borrowings	-	-
3.7	Transaction costs related to loans and borrowings	-	-
3.8	Dividends paid	-	-
3.9	Other (provide details if material)	-	-
<b>3.10</b>	<b>Net cash from / (used in) financing activities</b>	<b>-</b>	<b>-</b>

<b>4.</b>	<b>Net increase / (decrease) in cash and cash equivalents for the period</b>		
4.1	Cash and cash equivalents at beginning of period	1,826	1,826
4.2	Net cash from / (used in) operating activities (item 1.9 above)	(673)	(673)
4.3	Net cash from / (used in) investing activities (item 2.6 above)	(727)	(727)
4.4	Net cash from / (used in) financing activities (item 3.10 above)	-	-

## Mining exploration entity or oil and gas exploration entity quarterly cash flow report

Consolidated statement of cash flows		Current quarter \$A'000	Year to date (3 months) \$A'000
4.5	Effect of movement in exchange rates on cash held	-	-
4.6	Cash and cash equivalents at end of period	(427)	(427)

5.	Reconciliation of cash and cash equivalents at the end of the quarter (as shown in the consolidated statement of cash flows) to the related items in the accounts	Current quarter \$A'000	Previous quarter \$A'000
5.1	Bank balances	427	1,388
5.2	Call deposits	-	439
5.3	Bank overdrafts	-	-
5.4	Other (provide details)	-	-
5.5	Cash and cash equivalents at end of quarter (should equal item 4.6 above)	427	1,827

6.	Payments to related parties of the entity and their associates	Current quarter \$A'000
6.1	Aggregate amount of payments to related parties and their associates included in item 1	(57)
6.2	Aggregate amount of payments to related parties and their associates included in item 2	-

*Note: if any amounts are shown in items 6.1 or 6.2, your quarterly activity report must include a description of, and an explanation for, such payments.*



7.	<b>Financing facilities</b> <i>Note: the term “facility” includes all forms of financing arrangements available to the entity.</i> <i>Add notes as necessary for an understanding of the sources of finance available to the entity.</i>	<b>Total facility amount at quarter end \$A’000</b>	<b>Amount drawn at quarter end \$A’000</b>
7.1	Loan facilities	-	-
7.2	Credit standby arrangements	-	-
7.3	Other (please specify)	-	-
7.4	<b>Total financing facilities</b>	-	-
7.5	<b>Unused financing facilities available at quarter end</b>		
7.6	Include in the box below a description of each facility above, including the lender, interest rate, maturity date and whether it is secured or unsecured. If any additional financing facilities have been entered into or are proposed to be entered into after quarter end, include a note providing details of those facilities as well.		

<b>8.</b>	<b>Estimated cash available for future operating activities</b>	<b>\$A'000</b>
8.1	Net cash from / (used in) operating activities (item 1.9)	(673)
8.2	(Payments for exploration & evaluation classified as investing activities) (item 2.1(d))	(727)
8.3	Total relevant outgoings (item 8.1 + item 8.2)	(1,400)
8.4	Cash and cash equivalents at quarter end (item 4.6)	427
8.5	Unused finance facilities available at quarter end (item 7.5)	-
8.6	Total available funding (item 8.4 + item 8.5)	427
8.7	<b>Estimated quarters of funding available (item 8.6 divided by item 8.3)</b>	0.305
	<i>Note: if the entity has reported positive relevant outgoings (ie a net cash inflow) in item 8.3, answer item 8.7 as "N/A". Otherwise, a figure for the estimated quarters of funding available must be included in item 8.7.</i>	
8.8	If item 8.7 is less than 2 quarters, please provide answers to the following questions:	
8.8.1	Does the entity expect that it will continue to have the current level of net operating cash flows for the time being and, if not, why not?	
	<b>Answer:</b> The Company will continue to closely monitor its available cash and will adjust operating, and exploration expenditure as required.	
8.8.2	Has the entity taken any steps, or does it propose to take any steps, to raise further cash to fund its operations and, if so, what are those steps and how likely does it believe that they will be successful?	
	<b>Answer:</b> As announced on 7 October 2024 the Company has raised \$1m before costs through a placement to sophisticated investors. The company will continue to monitor costs and future funding requirements to continue with planned explorations and operations activities.	

8.8.3 Does the entity expect to be able to continue its operations and to meet its business objectives and, if so, on what basis?

Answer: Yes, the Company expects to continue its operations and exploration activities to meet tenement requirements and will review and adjust according to its available funding.

*Note: where item 8.7 is less than 2 quarters, all of questions 8.8.1, 8.8.2 and 8.8.3 above must be answered.*

## Compliance statement

- 1 This statement has been prepared in accordance with accounting standards and policies which comply with Listing Rule 19.11A.
- 2 This statement gives a true and fair view of the matters disclosed.

Date: 28 October 2024

Authorised by: The Board of Battery Age Minerals Ltd  
(Name of body or officer authorising release – see note 4)

## Notes

1. This quarterly cash flow report and the accompanying activity report provide a basis for informing the market about the entity's activities for the past quarter, how they have been financed and the effect this has had on its cash position. An entity that wishes to disclose additional information over and above the minimum required under the Listing Rules is encouraged to do so.
2. If this quarterly cash flow report has been prepared in accordance with Australian Accounting Standards, the definitions in, and provisions of, AASB 6: *Exploration for and Evaluation of Mineral Resources* and AASB 107: *Statement of Cash Flows* apply to this report. If this quarterly cash flow report has been prepared in accordance with other accounting standards agreed by ASX pursuant to Listing Rule 19.11A, the corresponding equivalent standards apply to this report.
3. Dividends received may be classified either as cash flows from operating activities or cash flows from investing activities, depending on the accounting policy of the entity.
4. If this report has been authorised for release to the market by your board of directors, you can insert here: "By the board". If it has been authorised for release to the market by a committee of your board of directors, you can insert here: "By the [name of board committee – eg Audit and Risk Committee]". If it has been authorised for release to the market by a disclosure committee, you can insert here: "By the Disclosure Committee".
5. If this report has been authorised for release to the market by your board of directors and you wish to hold yourself out as complying with recommendation 4.2 of the ASX Corporate Governance Council's *Corporate Governance Principles and Recommendations*, the board should have received a declaration from its CEO and CFO that, in their opinion, the financial records of the entity have been properly maintained, that this report complies with the appropriate accounting standards and gives a true and fair view of the cash flows of the entity, and that their opinion has been formed on the basis of a sound system of risk management and internal control which is operating effectively.